

PRICE LIST
LISTINO PREZZI

2011



GIULIO BARBIERI
Special Modular Coverings

SILVER

Summer 4

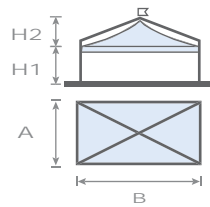
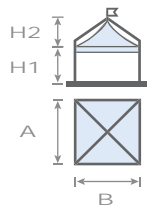
FESTIVAL

BASIC RANGE OF TENTS
GAZEBO GAMMA BASE



SILVER


SILVER




A=B (cm)	H1 (cm)	€	H2 (cm)	AREA (sqm) (mq)	A (cm)	B (cm)	H1 (cm)	€	H2 (cm)	AREA (sqm) (mq)
300	250	1584,00	150	9,0	300	400	250	1975,00	170	12,0
400	250	1874,00	190	16,0						






OPTIONALS FOR SILVER MODEL OPTIONALS MODELLO SILVER

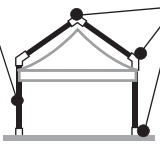
FRAME COLOURS COLORI DELLA STRUTTURA

STANDARD  Anodised silver colour
Anodizzato argento


STANDARD  Ral 9010

OPTIONAL + 7%

-  Ral 9005
-  Ral 1023
-  Ral 6005
-  Ral 5010
-  Ral 3002






TOP COVER AND VALANCES TELO DI COPERTURA E MANTOVANE

STANDARD 

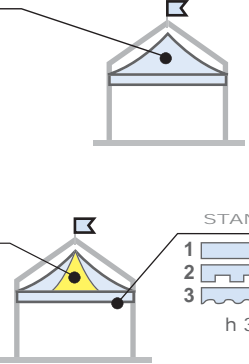
OPTIONAL + 3%
BLACK-OUT
OSCURANTE

OPTIONAL + 3%

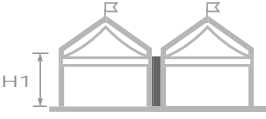

STANDARD

- 
- 
- 

h 30 cm

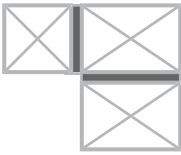


JUNCTION FILLER COPRIFESSURA

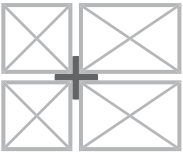
H1 (cm)	€
250	32,00

KIT FOR MODULES CONNECTION KIT UNIONE MODULI



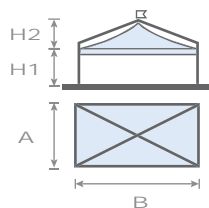
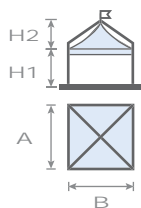
SIDE LATO (cm)	€
300	80,00
400	87,00

CENTRAL JOINT GIUNTO CENTRALE



€
316,00


Summer 4








A=B (cm)	H1 (cm)	€	H2 (cm)	AREA (sqm) (mq)	A (cm)	B (cm)	H1 (cm)	€	H2 (cm)	AREA (sqm) (mq)
300	250	1968,00	150	9,0	300	400	250	2474,00	170	12,0
400	250	2292,00	190	16,0	300	500	250	2726,00	195	15,0
500	250	2724,00	230	25,0	300	600	250	3117,00	220	18,0
600	250	3553,00	270	36,0	400	500	250	2949,00	210	20,0
					400	600	250	3333,00	235	24,0
					500	600	250	3664,00	250	30,0

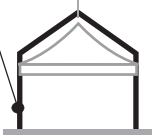
OPTIONALS FOR SUMMER MODEL
OPTIONALS MODELLO SUMMER

FRAME COLOURS
COLORI DELLA STRUTTURA


STANDARD  Ral 9010

OPTIONAL+7%

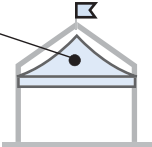
-  Ral 9005
-  Ral 1023
-  Ral 6005
-  Ral 5010
-  Ral 3002



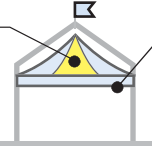
TOP COVER AND VALANCES
TELO DI COPERTURA E MANTOVANE

STANDARD 

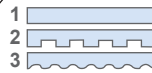
OPTIONAL +3%
BLACK-OUT
OSCURANTE



OPTIONAL+3%




STANDARD




h 30 cm

JUNCTION FILLER
COPRIFESSURA

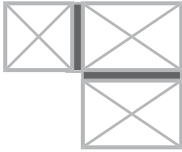


H1



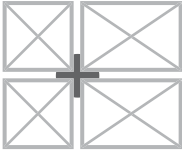
H1 (cm)	€
250	32,00

KIT FOR MODULES CONNECTION
KIT UNIONE MODULI



SIDE LATO (cm)	€	SIDE LATO (cm)	€
300	80,00	500	93,00
400	87,00	600	100,00

CENTRAL JOINT
GIUNTO CENTRALE



€
316,00

FESTIVAL

FESTIVAL											
A=B (cm)	H1 (cm)	€	H2 (cm)	AREA (sqm) (mq)	A=B (cm)	H1 (cm)	€	H2 (cm)	AREA (sqm) (mq)		
800	250	10915,00	195	64,0	1000	250	13626,00	235	100,0		
	300	11032,00				300	13862,00				
					1200	250	18547,00	275	144,0		
						300	18782,00				
A (cm)	B (cm)	H1 (cm)	€	H2 (cm)	AREA (sqm) (mq)	A (cm)	B (cm)	H1 (cm)	€	H2 (cm)	AREA (sqm) (mq)
400	800	250	7503,00	195	32,0	500	1000	250	8798,00	235	50,0
		300	7620,00					300	8975,00		
						600	1200	250	10373,00	275	72,0
								300	10549,00		

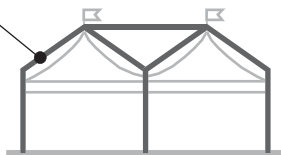
OPTIONALS FOR FESTIVAL MODEL OPTIONALS MODELLO FESTIVAL

FRAME COLOURS COLORI DELLA STRUTTURA


STANDARD ○ Ral 9010

OPTIONAL +7%

- Ral 9005
- Ral 6005
- Ral 3002
- Ral 1023
- Ral 5010

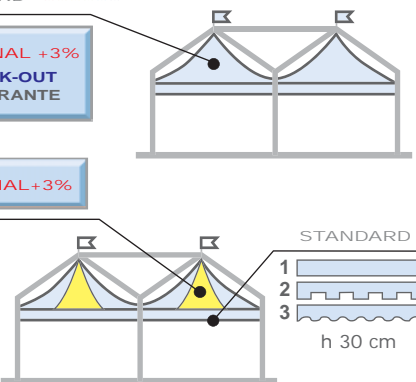


TOP COVER AND VALANCES TELO DI COPERTURA E MANTOVANE




STANDARD 

OPTIONAL +3%
BLACK-OUT
OSCURANTE

OPTIONAL +3%



STANDARD

- 1 
- 2 
- 3 

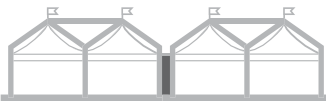
h 30 cm

KIT FOR POLE REMOVAL KIT ELIMINA MONTANTE




SIDE LATO (cm)	€
1000	579,00
1200	478,00

JUNCTION FILLER COPRIFESSURA

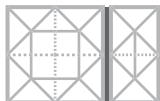


H1



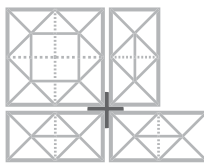
H1 (cm)	€
250	53,00
300	64,00

KIT FOR MODULES CONNECTION KIT UNIONE MODULI



SIDE LATO (cm)	€	SIDE LATO (cm)	€
400	140,00	800	332,00
500	157,00	1000	365,00
600	196,00	1200	442,00


CENTRAL JOINT GIUNTO CENTRALE



€

237,00





OPTIONALS
ACCESSORI

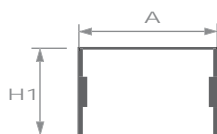




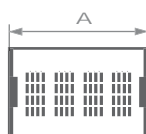
“CLACK” MODEL: PVC SLIDING SIDE CLOSING
 CHIUSURA SCORREVOLE MODELLO “CLACK” IN TELO PVC



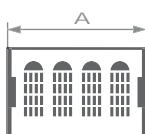
“CLACK” CLOSING FOR THE NEW GENERATION TENTS
 CHIUSURA “CLACK” PER GAZEBO DI NUOVA
 GENERAZIONE



PLAIN WALL
STANDARD



WINDOWS
WALL
FINESTRATA



ARCHED WINDOWS
WALL
FINESTRATA
AD ARCO



ALUMINIUM
GROUND GUIDE
GUIDA A TERRA
IN ALLUMINIO

A (cm)	H1 (cm)	€	€	€	€
300	250	328,00	389,00	421,00	103,00
	300	374,00	445,00	481,00	
350	250	359,00	429,00	464,00	113,00
	300	412,00	492,00	532,00	
400	250	379,00	455,00	492,00	124,00
	300	437,00	522,00	565,00	
500	250	431,00	520,00	564,00	142,00
	300	498,00	600,00	651,00	
600	250	496,00	600,00	652,00	160,00
	300	573,00	693,00	754,00	
650	250	538,00	654,00	710,00	178,00
	300	623,00	757,00	824,00	

MIDDLE POLE FOR:
MONTANTE
INTERMEDIO PER:



OTHER DIMENSIONS
ALTRE DIMENSIONI

A (cm)	NOTES FOR : NOTE PER :	Leader MULTI Dynamic MULTI	A (cm)	NOTES FOR : NOTE PER :	Elite Elite IN
700	n. 2 side walls 350 cm + n. 1 junction filler n. 2 pareti da cm. 350 + n. 1 coprifessura		800	n. 2 side walls 400 cm + n. 1 middle pole n. 2 pareti da cm. 400 + n. 1 montante intermedio	
800	n. 2 side walls 400 cm + n. 1 junction filler n. 2 pareti da cm. 400 + n. 1 coprifessura				
1000	n. 2 side walls 500 cm + n. 1 junction filler n. 2 pareti da cm. 500 + n. 1 coprifessura				
1200	n. 3 side walls 400 cm + n. 2 junction filler n. 3 pareti da cm. 400 + n. 2 coprifessura		1000	n. 2 side walls 500 cm n. 2 pareti da cm. 500	
1500	n. 3 side walls 500 cm + n. 2 junction filler n. 3 pareti da cm. 500 + n. 2 coprifessura		1200	n. 2 side walls 600 cm n. 2 pareti da cm. 600	
1800	n. 3 side walls 600 cm + n. 2 junction filler n. 3 pareti da cm. 600 + n. 2 coprifessura		1300	n. 2 side walls 650 cm n. 2 pareti da cm. 650	

H1 (cm)	€
250	375,00
300	410,00

OPTIONALS



"STRAPS" CLOSING FOR THE BASIC RANGE OF TENT
 CHIUSURA "CINGHIETTA" PER GAZEBO GAMMA BASE

SILVER

Summer 4

FESTIVAL

A (cm)	H1 (cm)	€	€	€	€						
300	250	248,00	311,00	340,00	103,00						
400	250	312,00	391,00	429,00	124,00						
	300	378,00	473,00	520,00							
500	250	365,00	456,00	502,00	142,00						
	300	440,00	549,00	605,00							
600	250	418,00	520,00	573,00	160,00						
	300	502,00	629,00	691,00							
OTHER DIMENSIONS ALTRE DIMENSIONI											
A (cm)	NOTES FOR: NOTE PER:	FESTIVAL 									
800	n. 2 side walls 400 cm + n. 1 telescopic pole kit n. 2 pareti da cm. 400 + n. 1 kit montante telescopico	<table border="1"> <thead> <tr> <th>H1 (cm)</th> <th>€</th> </tr> </thead> <tbody> <tr> <td>250</td> <td>108,00</td> </tr> <tr> <td>300</td> <td>117,00</td> </tr> </tbody> </table>				H1 (cm)	€	250	108,00	300	117,00
H1 (cm)	€										
250	108,00										
300	117,00										
1000	n. 2 side walls 500 cm n. 2 pareti da cm. 500										
1200	n. 2 side walls 600 cm n. 2 pareti da cm. 600										

OPTIONALS

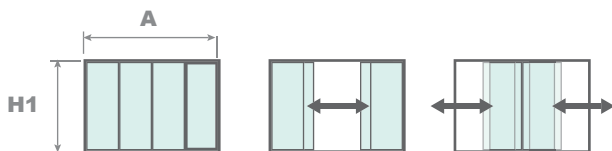


“ERMETICA” MODEL: RIGID SLIDING SIDE CLOSING

CHIUSURA SCORREVOLE RIGIDA MODELLO “ERMETICA”

“ERMETICA” RIGID SLIDING SIDE CLOSING

CHIUSURA PERIMETRALE RIGIDA “ERMETICA”



FRAME: made of aluminium powder coated (white colour, ral 9010).
SLIDING PANELS: made of safety glass or polycarbonate 10 mm.
TELAIO: in alluminio ral 9010.
PANNELLI:
 in vetro 3+3 stratificato o polycarbonato alveolare mm.10.

A (cm)	H1 (cm)	€	A (cm)	H1 (cm)	€
300	250	2310,00	430	250	2742,00
	300	2532,00		300	3004,00
350	250	2497,00	500	250	2943,00
	300	2686,00		300	3234,00
400	250	2571,00	600	250	3142,00
	300	2813,00		300	3450,00

FOR DIFFERENT TYPE OF PANEL: PER ALTRI TIPI DI PANNELLO:



STANDARD Ral 9010

OPTIONAL+7%

- Ral 9005
- Ral 1023
- Ral 6005
- Ral 5010
- Ral 3002

OTHER DIMENSIONS

ALTRE DIMENSIONI

A (cm)	NOTES FOR: NOTE PER:	Leader MULTI	Dynamic MULTI	A (cm)	NOTES FOR: NOTE PER:	Elite Elite Ln	A (cm)	NOTES FOR: NOTE PER:	FESTIVAL
700	n. 2 side walls 350 cm n. 2 pareti da cm. 350	800	800	800	n. 2 side walls 400 cm + n. 1 middle pole n. 2 pareti da cm. 400 + n. 1 montante intermedio	800	800	n. 2 side walls 400 cm + n. 1 telescopic pole kit n. 2 pareti da cm. 400 + n. 1 montante telescopico	
800	n. 2 side walls 400 cm n. 2 pareti da cm. 400				n. 2 side walls 500 cm n. 2 pareti da cm. 500			n. 2 side walls 500 cm n. 2 pareti da cm. 500	
1000	n. 3 side walls 400 cm n. 3 pareti da cm. 400	1300	1300	1300	n. 2 side walls 600 cm n. 2 pareti da cm. 600	1300	1300	n. 2 side walls 600 cm n. 2 pareti da cm. 600	
1200	n. 3 side walls 500 cm n. 3 pareti da cm. 500				n. 3 side walls 430 cm + n. 1 middle pole n. 3 pareti da cm. 430 + n. 1 montante intermedio				
1500	n. 3 side walls 600 cm n. 3 pareti da cm. 600								
1800									

MIDDLE POLE
MONTANTE INTERMEDIO



H1 (cm)	€
250	375,00
300	410,00

TELESCOPIC POLE KIT FOR:
MONTANTE TELESCOPICO PER:

FESTIVAL

H1 (cm)	€
250	108,00
300	117,00

OPENING DOOR
ANTA BATTENTE



€

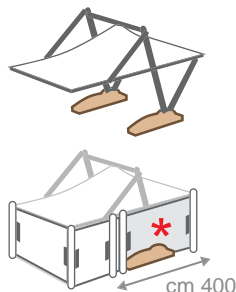
ON REQUEST
A PREVENTIVO

OPTIONALS

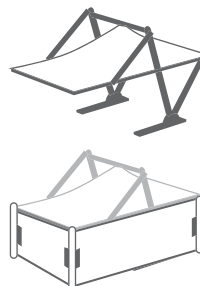
"CLACK" MODEL: PVC SLIDING SIDE CLOSING
 CHIUSURA SCORREVOLE MODELLO "CLACK" IN TELO PVC



"CLACK" CLOSING FOR BROOKLYN
 CHIUSURA "CLACK" PER BROOKLYN



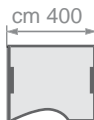
BROOKLYN WITH STANDARD ANCHORING SYSTEM (CONCRETE LOADS)
 BROOKLYN CON ANCORAGGIO STANDARD (BASI IN CEMENTO ARMATO)



BROOKLYN WITH OPTIONAL ANCHORING SYSTEM (ANCHORING PLATES)
 BROOKLYN CON SISTEMA DI ANCORAGGIO OPZIONALE (PIASTRE)

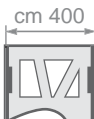
cm 240			
	PLAIN WALL STANDARD	WINDOWS WALL FINESTRATA	ALUMINIUM GROUND GUIDE GUIDA A TERRA IN ALLUMINIO

* SIDE WALL PROPERLY SHAPED
 PARETE SAGOMATA



Plain wall Standard

€ each cad.
425,00



Windows wall Finestrata

€ each cad.
511,00

L (cm)	€	€	€
100	227,00	264,00	66,00
200	273,00	322,00	88,00
300	328,00	389,00	103,00
350	359,00	429,00	113,00
400	379,00	455,00	124,00
500	431,00	520,00	142,00
600	496,00	600,00	160,00
700	n. 2 side walls 350 cm + n. 1 curtain supporting pole n. 2 pareti da cm. 350 + n. 1 montante di sostegno		
800	n. 2 side walls 400 cm + n. 1 curtain supporting pole n. 2 pareti da cm. 400 + n. 1 montante di sostegno		

cm 240			
	PLAIN WALL STANDARD	WINDOWS WALL FINESTRATA	ALUMINIUM GROUND GUIDE GUIDA A TERRA IN ALLUMINIO

L (cm)	€	€	€
100	227,00	264,00	66,00
200	273,00	322,00	88,00
300	328,00	389,00	103,00
350	359,00	429,00	113,00
400	379,00	455,00	124,00
500	431,00	520,00	142,00
600	496,00	600,00	160,00
700	n. 2 side walls 350 cm + n. 1 curtain supporting pole n. 2 pareti da cm. 350 + n. 1 montante di sostegno		
800	n. 2 side walls 400 cm + n. 1 curtain supporting pole n. 2 pareti da cm. 400 + n. 1 montante di sostegno		

CURTAIN SUPPORTING POLE
 MONTANTI DI SOSTEGNO

€ each cad.
133,00

CURTAIN SUPPORTING POLE
 MONTANTI DI SOSTEGNO

€ each cad.
133,00

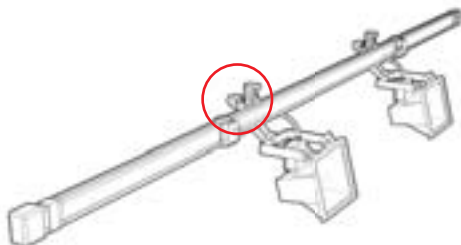
OPTIONALS



LIGHTING SYSTEM
SISTEMI DI ILLUMINAZIONE

ALUMINIUM ELECTRIC BAR
ASTA ELETTTRIFICATA IN ALLUMINIO

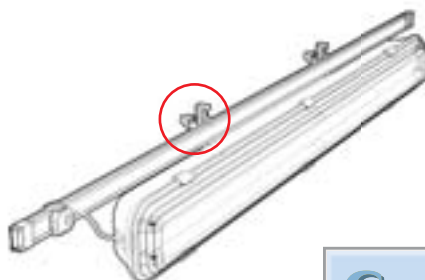
HALOGEN LIGHT
FARETTI ALOGENI



€ each cad.

230,00

NEON LIGHT
PLAFONIERA AL NEON



€ each cad.

230,00

LIGHT CONTROL
COMANDO LUCI



€ each cad.

239,00

CONNECTION CABLE
CAVO DI COLLEGAMENTO



LENGTH LUNGH. (cm)	€ each cad.	LENGTH LUNGH. (cm)	€ each cad.
400	88,00	1400	116,00
800	98,00	1800	127,00

LOW CONSUMPTION LAMPS
LAMPADIE A BASSO CONSUMO



€ each cad.

306,00

LIGHT CONTROL
COMANDO LUCI



€ each cad.

245,00

CONNECTION CABLE
CAVO DI COLLEGAMENTO




LENGTH LUNGH. (cm)	€ each cad.
600	87,00

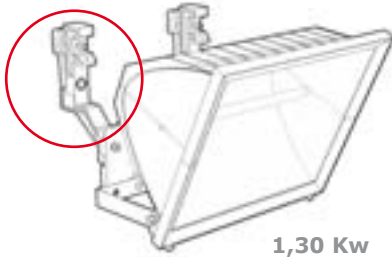
OPTIONAL
ADDITIONAL CABLE
CAVO AGGIUNTIVO

€ /ml **2,00**

OPTIONALS



INFRARED RAYS HEATING
RISCALDATORE A RAGGI INFRAROSSI

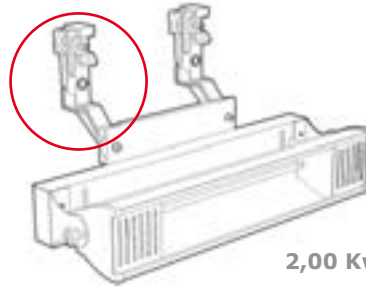


1,30 Kw

€ each
cad.

266,00

INFRARED RAYS HEATING
RISCALDATORE A RAGGI INFRAROSSI



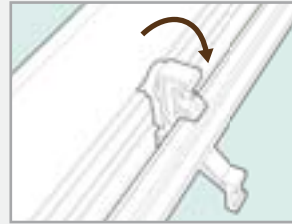
2,00 Kw

€ each
cad.

430,00



= **SLIDE-IN TYPE FASTENING SYSTEM**
= **SISTEMA AD AGGANCIAMENTO RAPIDO**

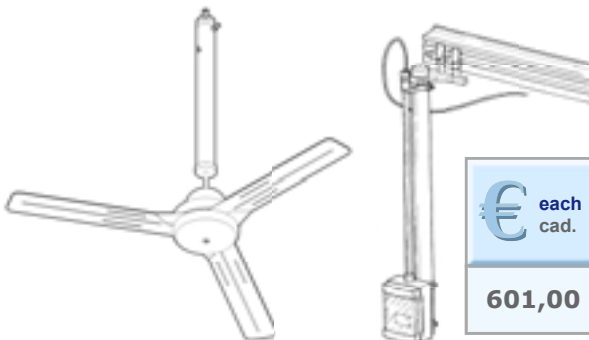


REFRESHING SYSTEM
SISTEMA DI VENTILAZIONE



OPTIONALS

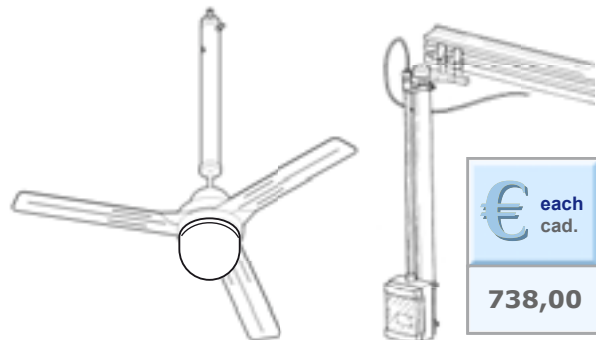
THREE-BLADES FAN WITH CONTROL
VENTILATORE A TRE PALE CON COMANDO



€ each
cad.

601,00

THREE-BLADES FAN WITH LAMP AND CONTROL
VENTILATORE A TRE PALE CON LUCE E COMANDO



€ each
cad.

738,00



ANCHORING TO THE GROUND

ANCORAGGIO AL SUOLO

SCREW PEG - TYPE A PICCHETTO AD ELICA - TIPO A



€ each
cad.

16,00

Cm. 80 long for sandy
ground
Picchetto per terreni
sabbiosi
Lungo cm. 80.

T-SHAPED PEG - TYPE B PICCHETTO A "T" - TIPO B



€ each
cad.

16,00

Cm. 80 long for hard
ground
Picchetto per terreni
compatti
lungo cm. 80.

ROUND PEG TYPE - TYPE C PICCHETTO TONDO - TIPO C



€ each
cad.

16,00

Cm. 35 long
For asphalt
Picchetto
Per asfalto
Lungo cm. 35.

FLOWER BOX IN CONCRETE FIORIERA IN CEMENTO



€ each
cad.

157,00

Weight: kg. 200
Peso: kg. 200

CONCRETE LOAD ZAVORRA IN CEMENTO

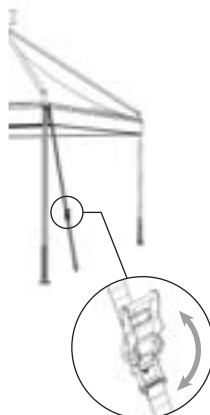


€ each
cad.

288,00

Weight: kg. 200
Peso: kg. 200

SAFETY STRAP EQUIPPED WITH RATCHET CINGHIA DI SICUREZZA



€ each
cad.

18,00

With ratchet
Completa di
Cricchetto

OPTIONALS



FABRIC SPECIFICATIONS

the linings are manufactured from 100 % non-flammable polyester fibre for maximum durability and easy care. Lining Fabrics have a soft finish with a beautiful silky sheen that resist hard creasing. Standard colours: White and Champagne.

COMPOSIZIONE:

i controsoffitti sono realizzati in 100% fibra di poliestere non infiammabile e sono corredati di garanzia di durata. I tessuti sono ingualcibili, caratterizzati da morbida finitura con un bell'effetto seta e facile manutenzione. Colore standard: disponibile bianco e champagne.

SQUARE AREA AREA QUADRATA		
A=B (cm)	NOTES NOTE	€
300	n. 1 peak n. 1 cupola	655,00
400	n. 1 peak n. 1 cupola	881,00
500	n. 1 peak n. 1 cupola	1287,00
600	n. 1 peak n. 1 cupola	1585,00
700	n. 4 peaks n. 4 cupole	2190,00
800	n. 4 peaks n. 4 cupole	2310,00
1000	n. 4 peaks n. 4 cupole	3419,00
1200	n. 4 peaks n. 4 cupole	4498,00

RECTANGULAR AREA AREA RETTANGOLARE							
A (cm)	B (cm)	NOTES NOTE	€	A (cm)	B (cm)	NOTES NOTE	€
300	400	n. 1 peak n. 1 cupola	815,00	400	1200	n. 3 peaks n. 3 cupole	2543,00
300	500	n. 1 peak n. 1 cupola	850,00	500	600	n. 1 peak n. 1 cupola	1375,00
300	600	n. 1 peak n. 1 cupola	987,00	500	1000	n. 2 peaks n. 2 cupole	2028,00
300	600	n. 2 peaks n. 2 cupole	1121,00	500	1500	n. 3 peaks n. 3 cupole	3746,00
300	900	n. 3 peaks n. 3 cupole	1892,00	600	1200	n. 2 peaks n. 2 cupole	2572,00
400	500	n. 1 peak n. 1 cupola	1054,00	600	1800	n. 3 peaks n. 3 cupole	4612,00
400	600	n. 1 peak n. 1 cupola	1301,00				
400	800	n. 2 peaks n. 2 cupole	1469,00				

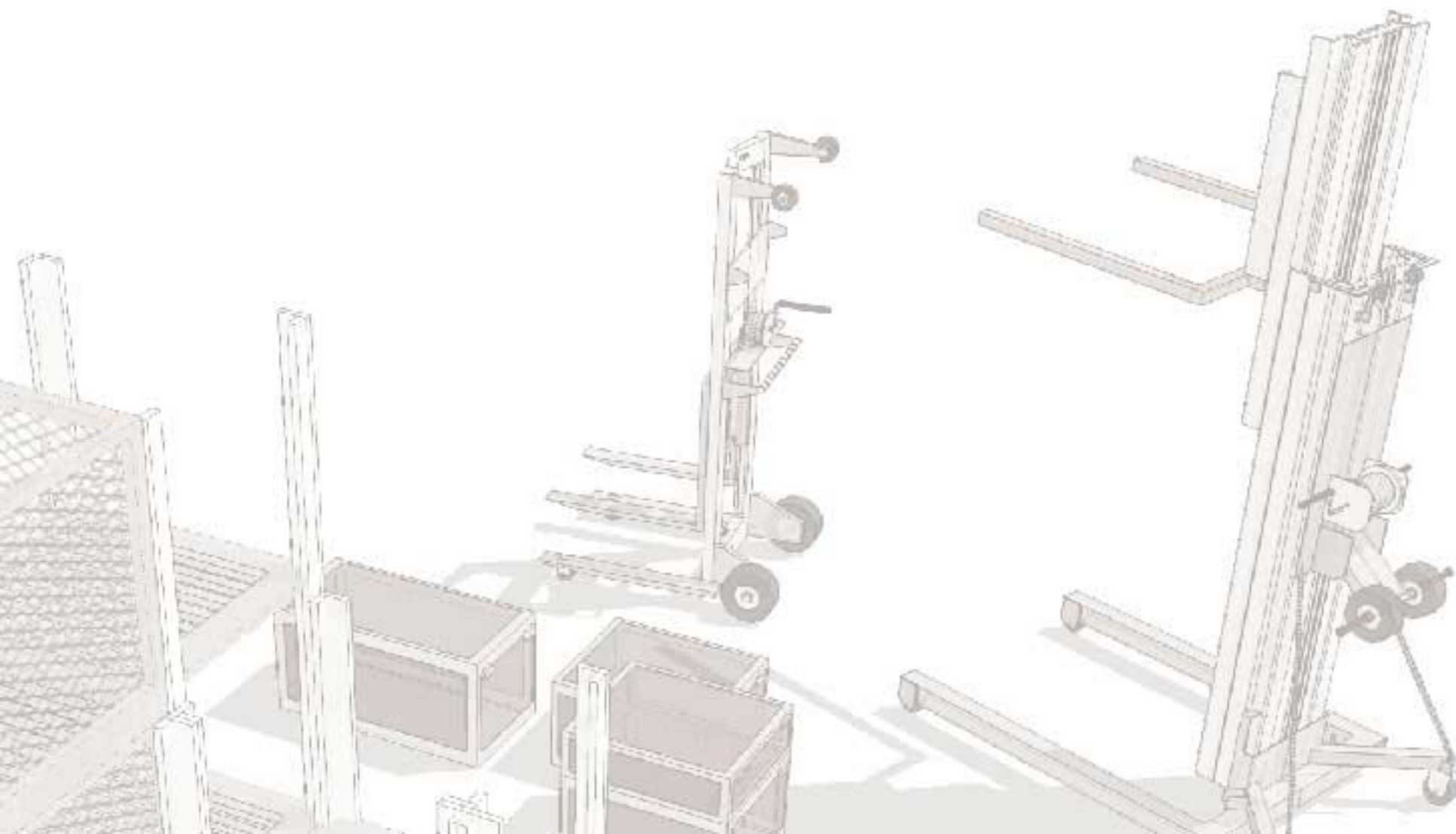
HEXAGONAL AREA AREA ESAGONALE			
A (cm)	€	A (cm)	€
300	1424,00	500	2867,00
400	2057,00		

OCTAGONAL AREA AREA OTTAGONALE					
A (cm)	NOTES NOTE	€	A (cm)	NOTES NOTE	€
300	n. 1 peak n. 1 cupola	2130,00	500	n. 4 peaks n. 4 cupole	4899,00
400	n. 1 peak n. 1 cupola	3399,00	600	n. 4 peaks n. 4 cupole	6501,00



**AUXILIARY OPTIONALS FOR INSTALLATION
AND STORAGE**

**ACCESSORI AUSILIARI D'INSTALLAZIONE E
STOCCAGGIO**



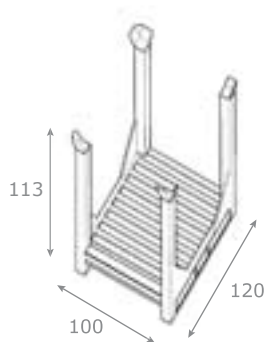


CERTIFIED LIFTING HOISTS
CARRELLI DI SOLLEVAMENTO OMOLOGATI

MODELS MODELLI			
LIFT	SLA 10	SLA 15	
<p>TENT PASS HEIGHT= 250 cm ALTEZZA UTILE GAZEBO= 250 cm</p> <p>SILVER</p> <p>Summer 4</p> <p>Leader 4</p> <p>Dynamic 4</p>	<p>TENT PASS HEIGHT= 250 cm ALTEZZA UTILE GAZEBO= 250 cm</p> <p>Leader 6 Dynamic 6</p> <p>Leader 8 Dynamic 8</p> <p>Leader MULTI Dynamic MULTI</p> <p>FESTIVAL</p> <p>Elite Elite Ln</p>	<p>TENT PASS HEIGHT= 300 cm ALTEZZA UTILE GAZEBO= 300 cm</p> <p>Leader 6 Dynamic 6</p> <p>Leader 8 Dynamic 8</p> <p>Leader MULTI Dynamic MULTI</p> <p>FESTIVAL MEETING</p> <p>Elite Elite Ln</p>	
	<p>H max = 300 cm</p>	<p>H max = 450 cm</p>	
	<p>Kg max. = 159 Kg</p>	<p>Kg max. = 454 Kg</p>	<p>Kg max. = 363 Kg</p>
	<p>€ each cad.</p> <p>2682,00</p>	<p>€ each cad.</p> <p>3836,00</p>	<p>€ each cad.</p> <p>4547,00</p>
	<p>LIFTING HOIST'S WEIGHT PESO DEL SOLLEVATORE</p>		
68 Kg	118 Kg	144 Kg	



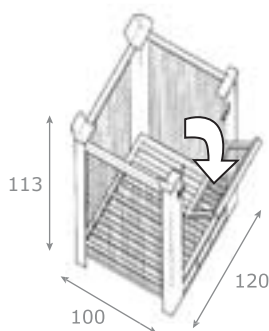
“RACK” CONTAINERS
CONTENITORI “RACK”



GREY
GRIGIO
RAL 7000

€ each
cad.

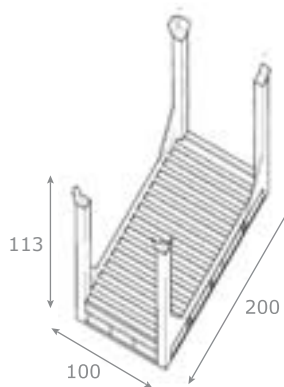
436,00



GREY
GRIGIO
RAL 7000

€ each
cad.

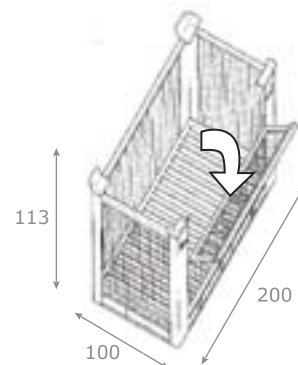
383,00



GREY
GRIGIO
RAL 7000

€ each
cad.

595,00



GREY
GRIGIO
RAL 7000

€ each
cad.

750,00